





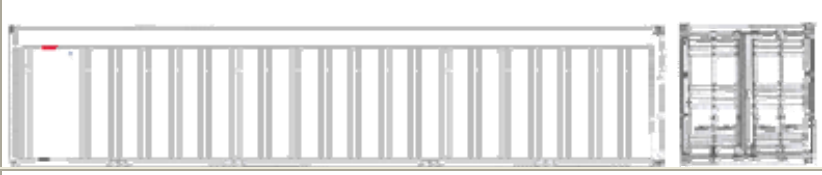
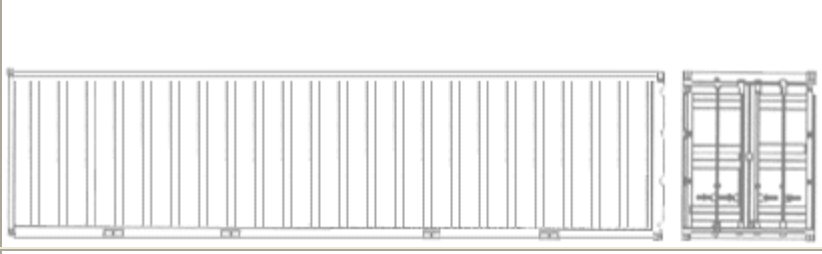
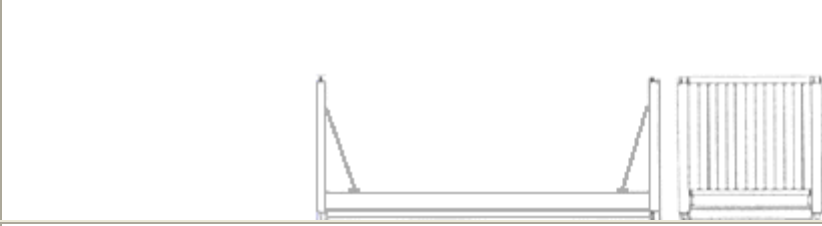





**Especificaciones Técnicas de Contenedores**

Tipo	Medidas interiores en mm			Apertura puertas en mm.		Capacidad		
	Largo	Ancho	Alto	Ancho	Alto	Cúbica M3	Carga Kgs.	
<b>Dry Standard 20' x 8' x 8' 6"</b>	5.900	2.352	2.392	2.340	2.283	33.00	21.750	
<b>Dry Standard 40' x 8' x 8' 6"</b>	12.030	2.352	2.392	2.340	2.275	67.70	26.680	
<b>Dry High Cube 40' x 8' x 8' 6"</b>	12.030	2.352	2.697	2.340	2.585	76.00	26.480	
<b>Open Top 20' x 8' x 8' 6"</b>	5.900	2.350	2.330	2.320	2.250	32.60	21.700	
<b>Open Top 40' x 8' x 8' 6"</b>	12.024	2.350	2.330	2.320	2.250	67.30	26.280	
<b>20' x 8' x 8' 6" REEFER</b>	5.450	2.285	2.250	2.320	2.250	28.10	21.800	

<b>40' x 8' x 8' 6" REEFER</b>	11.570	2.285	2.250	2.290	2.260	58.40	26.000	
<b>Reefer High Cube 40' x 8' x 9' 6"</b>	11.560	2.285	2.410	2.280	2.567	63.70	26.510	
<b>Flat Rack 20' x 8' x 8' 6"</b>	5.900	2.352	2.310	0	0	32.00	29.500	
<b>Flat Rack 40' x 8' x 8' 6"</b>	12.020	2.410	1.955	0	0	56.60	40.050	
<b>Tank Container 20' x 8' x 8' 6"</b>	5.910	2.100	2.100	0	0	24.00	27.000	